

# COA CEDEX Syntax

Visualisation Component Codes

**Model: Dry Box | Opentop | Hardtop | Flatrack | Reefer**

Version 2.0

Web-inks

[COA CEDEX Syntax public platform](#)

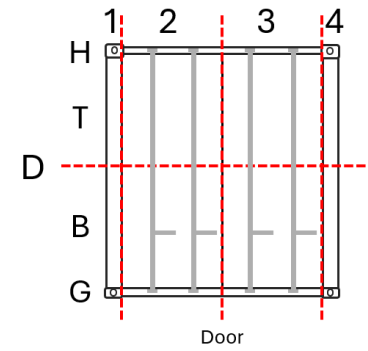
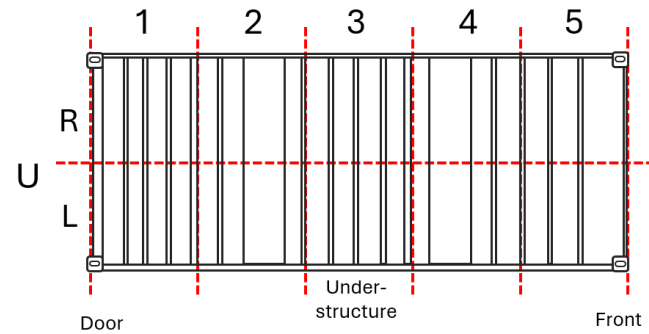
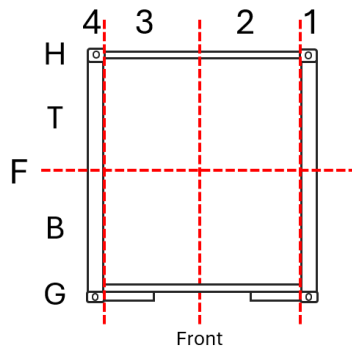
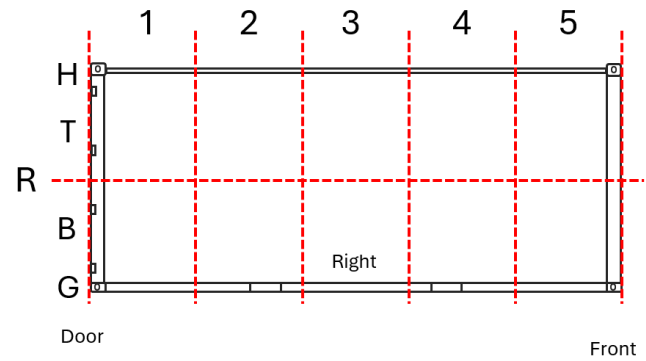
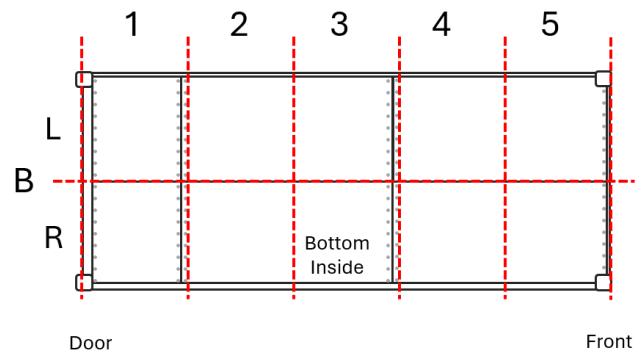
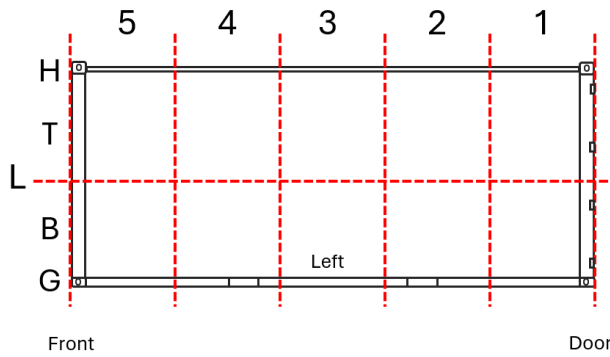
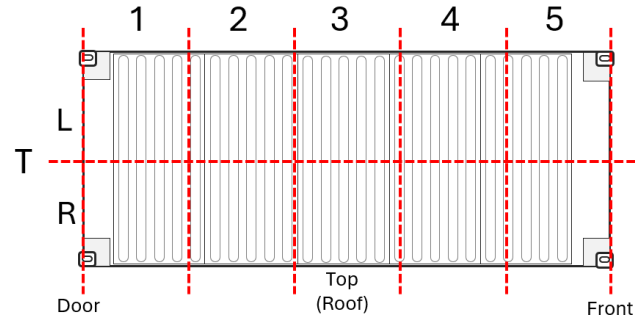
[COA Website](#)

[CEDEX Administration Facility](#)

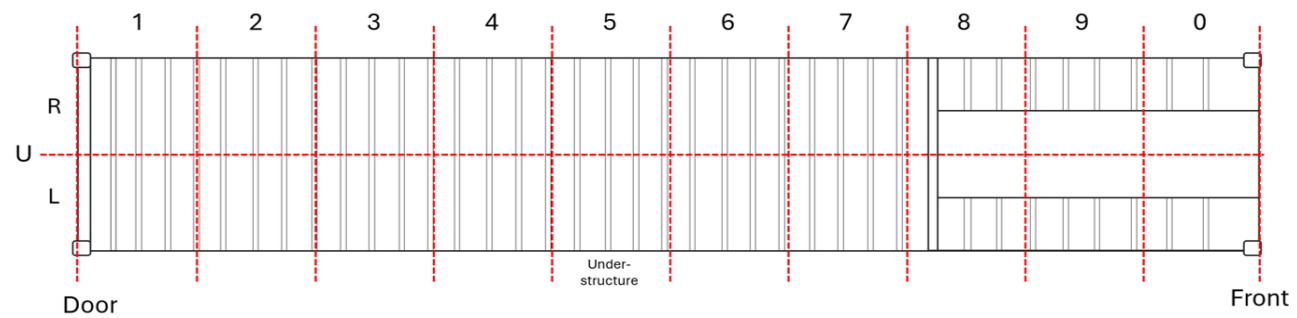
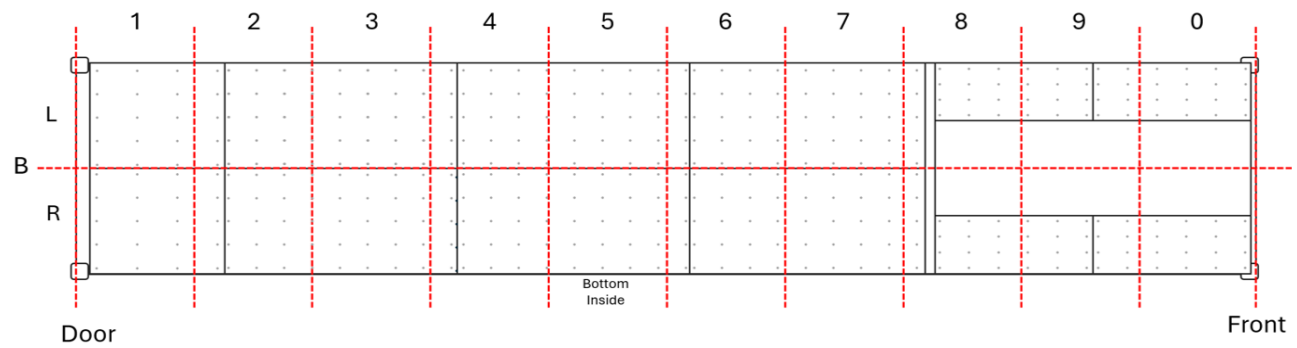
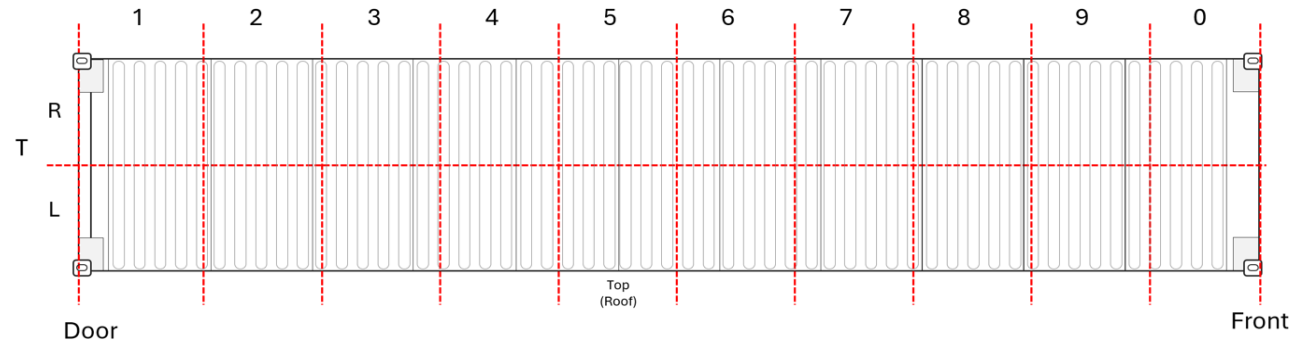


# CEDEX Location Codes 20'

Location Codes 20'

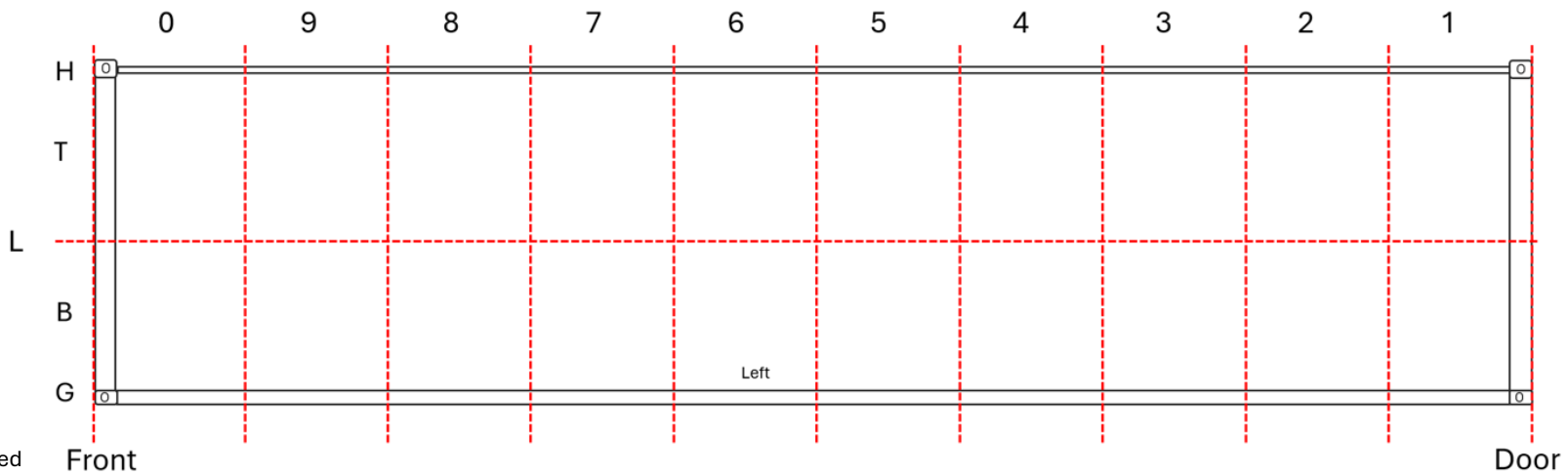
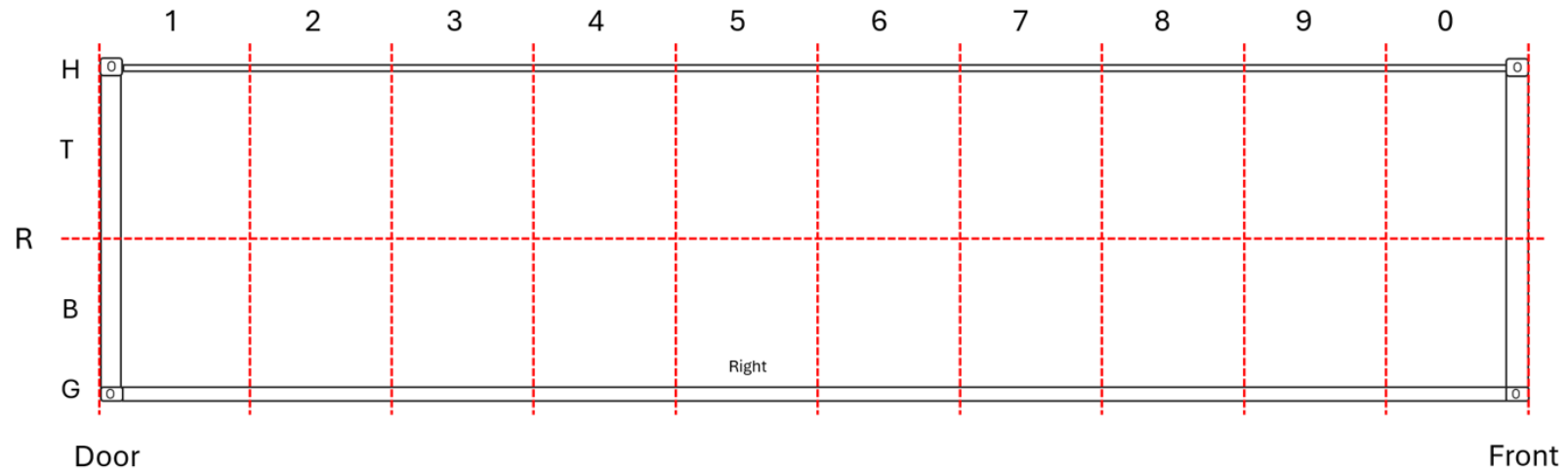


# CEDEX Location Codes 40'



**Info for 45' long containers:**  
location "0" and "1" will be extended

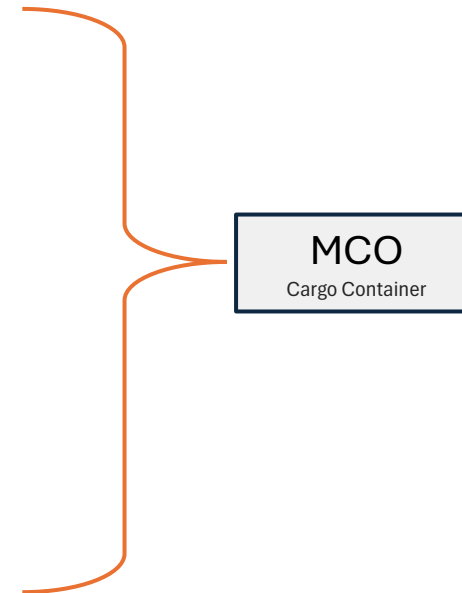
# CEDEX Location Codes 40'



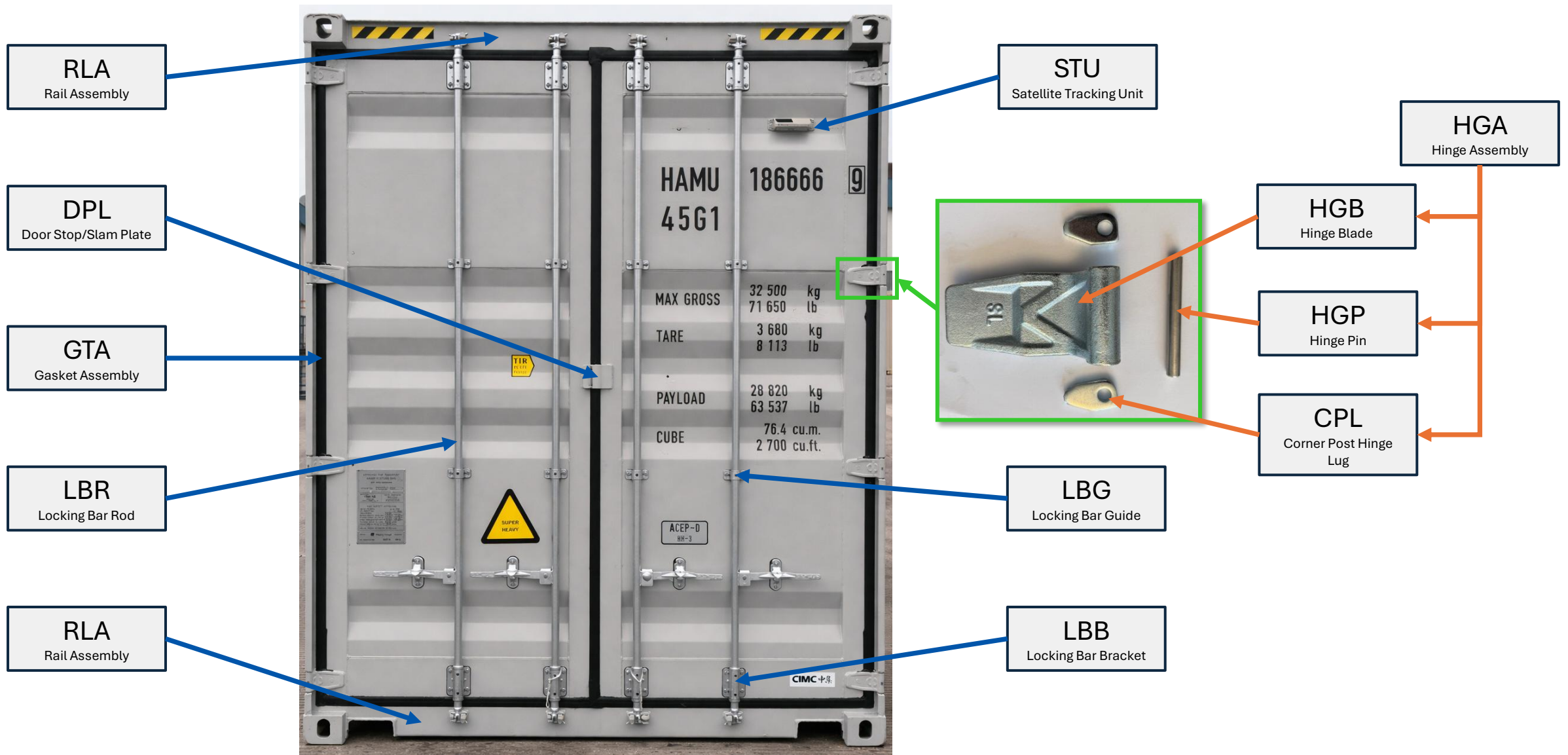
**Info for 45' long containers:**  
location "0" and "1" will be extended

# Dry Van

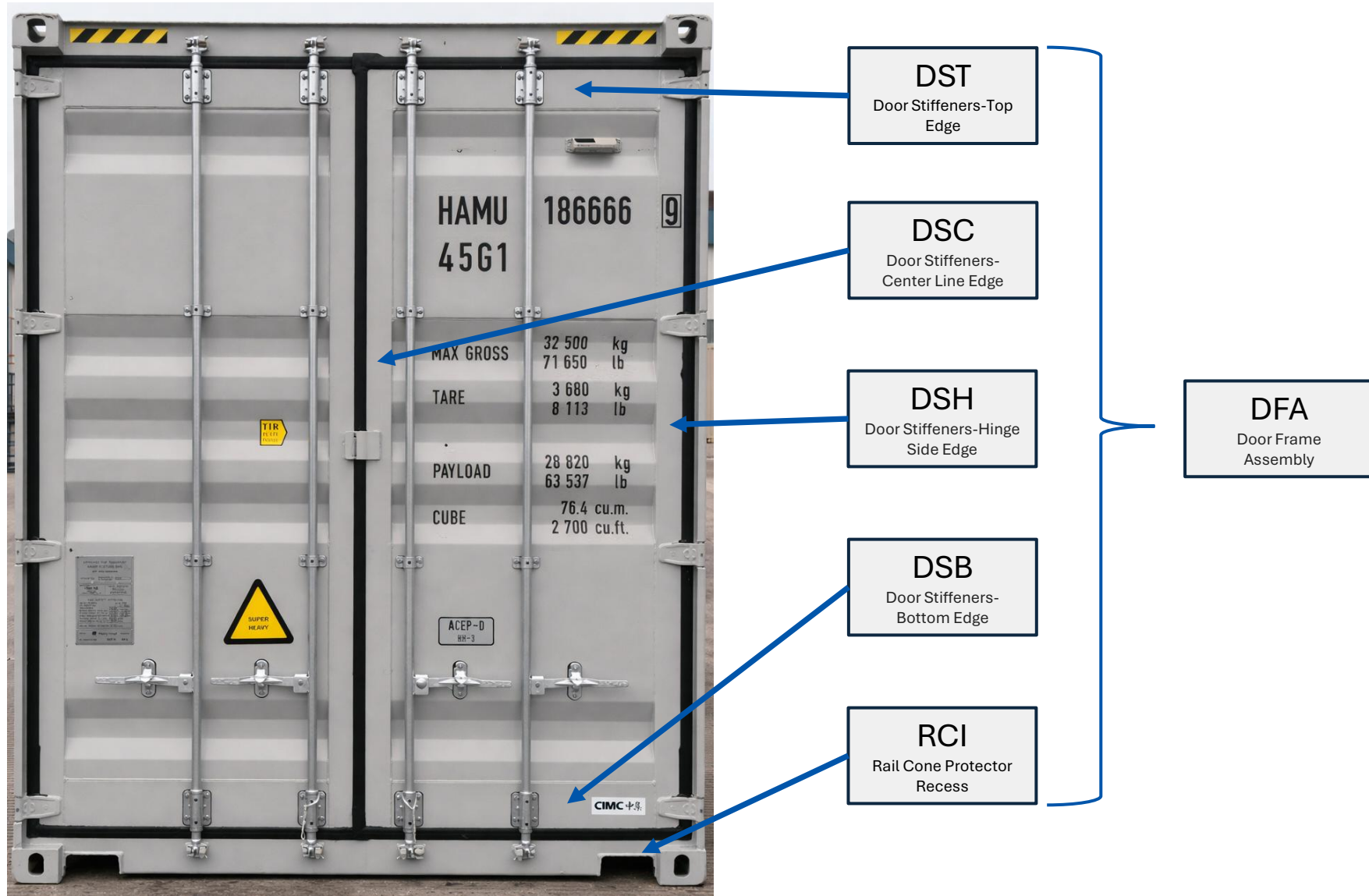
---



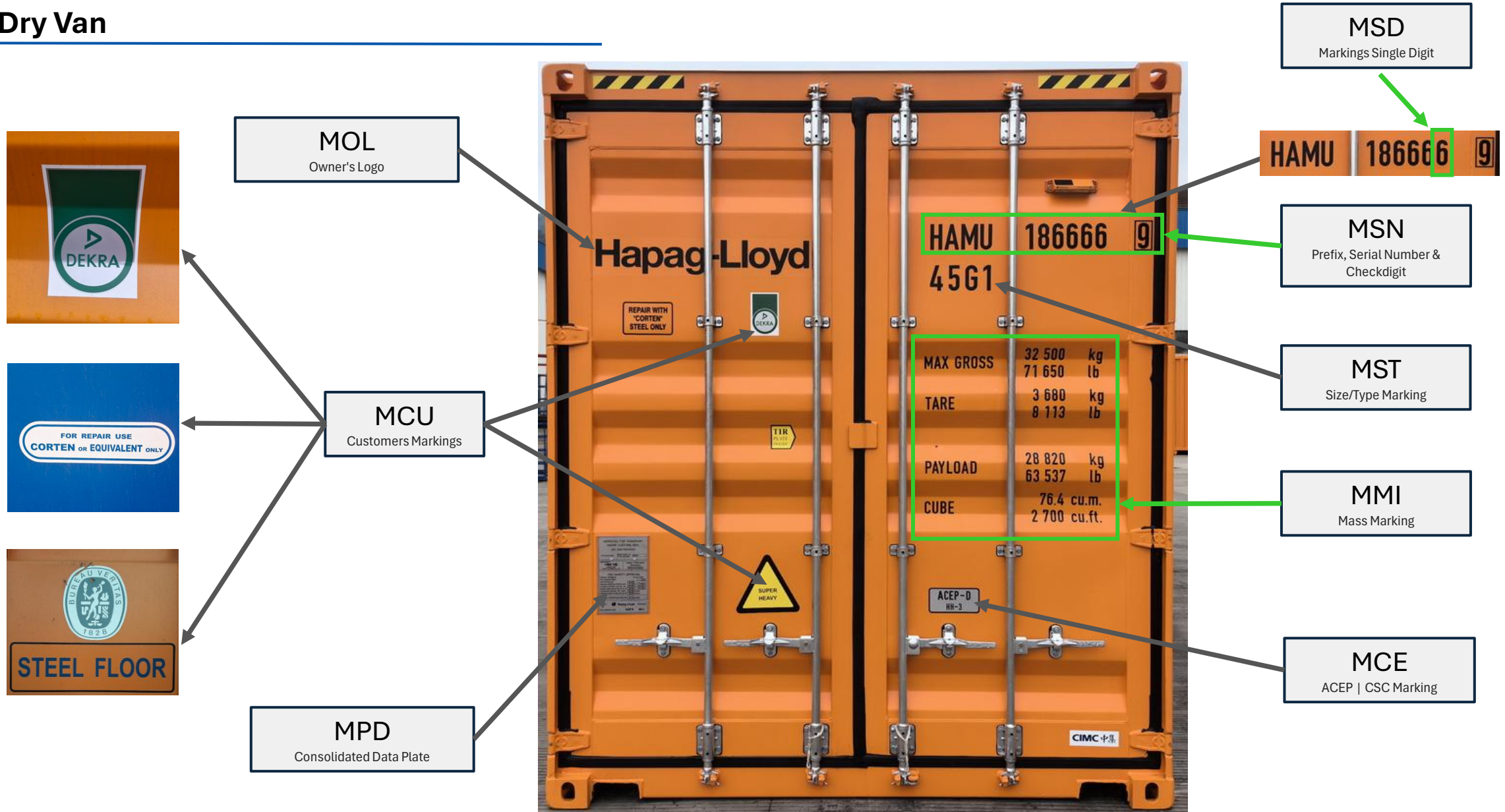
# Dry Van




# Dry Van





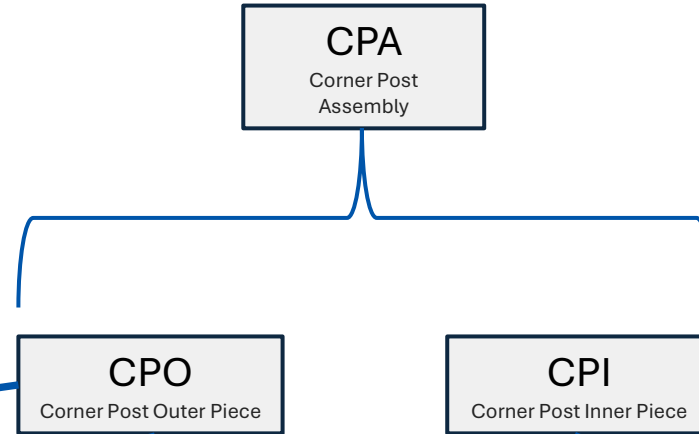
# Dry Van





# Dry Van



# Dry Van



# Dry Van



# Dry Van



# Dry Van

---



**RDP**  
Rail Doubling Plate

**RDP**  
Rail Doubling Plate




**PSF**  
Panel steel Flat

# Dry Van




# Dry Van



# Dry Van

---



# Dry Van

---



**CMA**  
Crossmember Assembly

**TUB**  
Tunnel Bolster

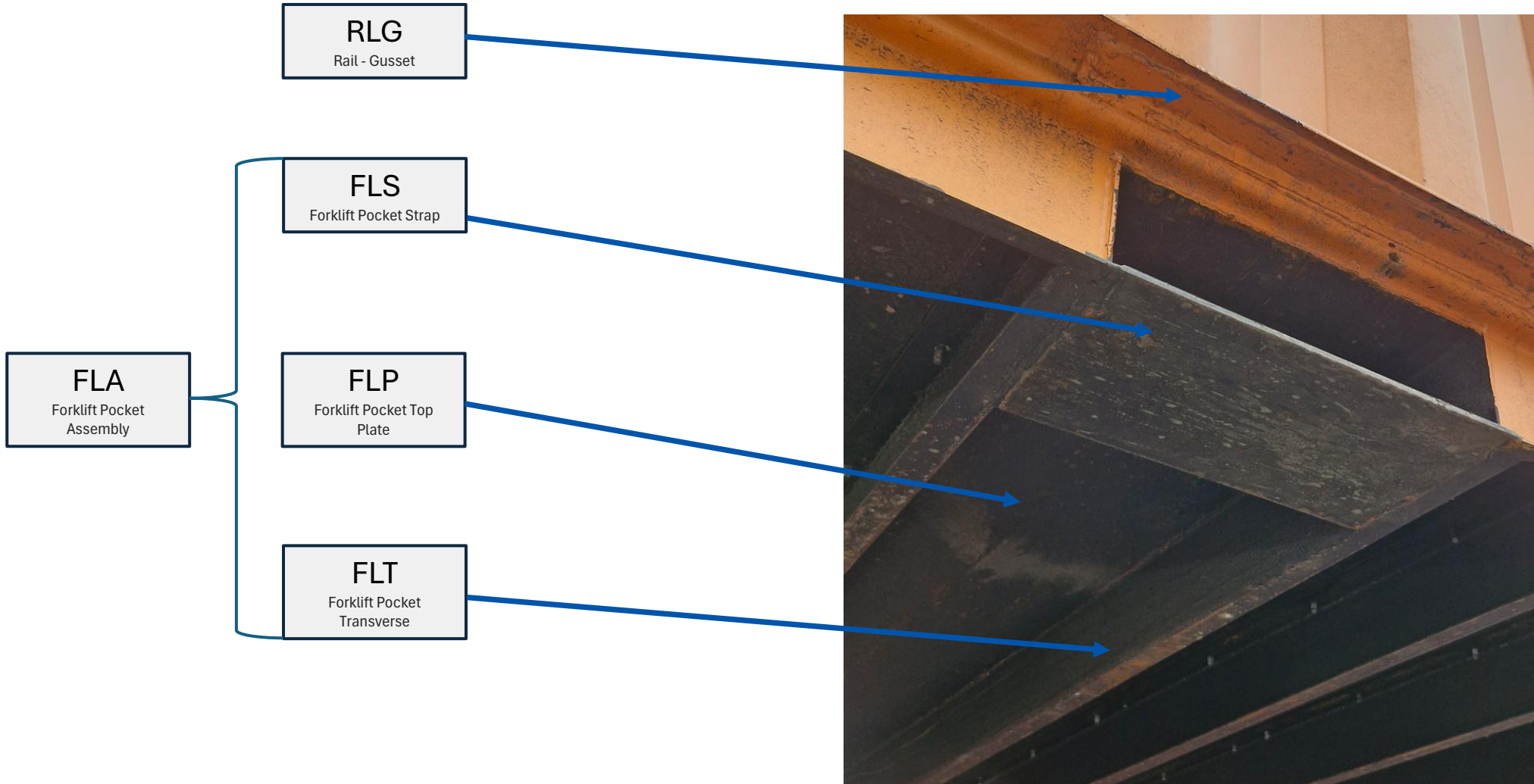
**CMO**  
Crossmember Outrigger

**RTL**  
Tunnel Rail

**TUC**  
Tunnel Crossmember


**TUP**  
Tunnel Plate

# Dry Van



# Dry Van

---




**FHS**  
Floor Hat Section



**FSA**  
Floor Support Angle



# Dry Van




# Dry Van

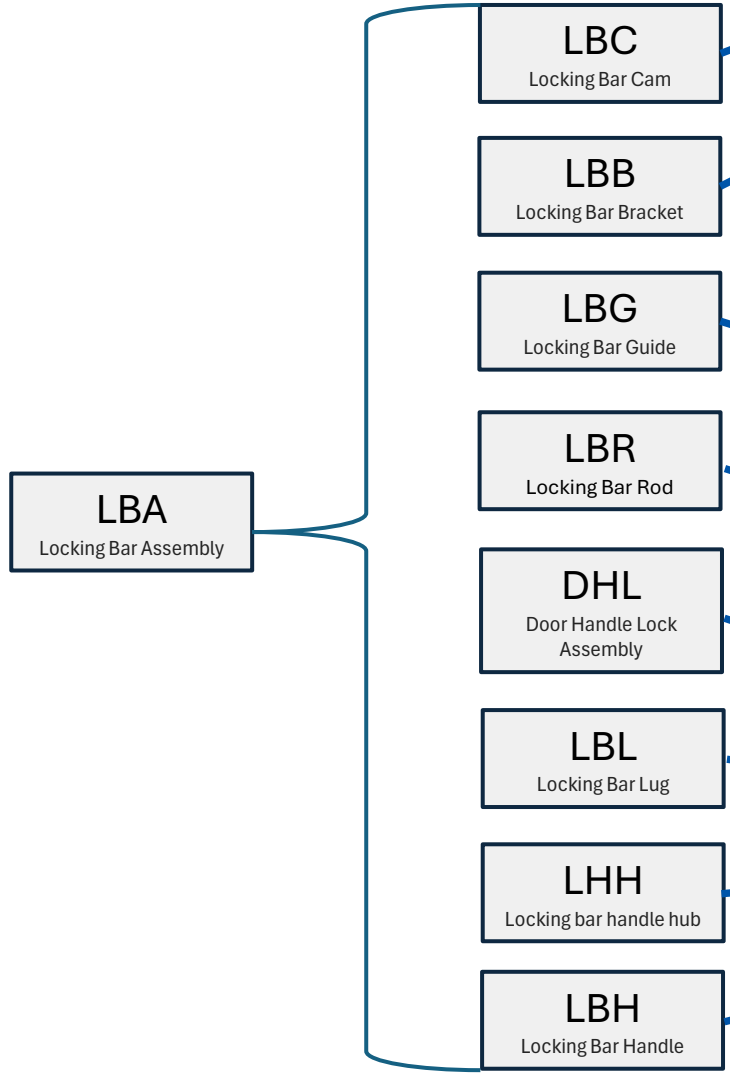


**CFS**  
Front Corner Floor  
Support

**FSP**  
Flooring Steel Panel



# Dry Van



# Dry Van

**DAA**

Door Complete - w/o  
Hardware

**DAA** = PSC + DSB + DST + DSC + DSH

**DAH**

Door Complete - with  
Hardware

**DAH** = LBA + HGB + GTA + GRS + DRT +  
PSC + DSB + DST + DSC + DSH + HWR +  
HWH




# 45' foot




**CPA**  
Corner Post Assembly  
located at left side

**CFG**  
Corner Fitting located at  
LG1N




**RLG**  
Rail Gusset located in Top  
inside

45' foot



# 45' foot




**HEP**  
Header Extension Plate

**RLA**  
Rail Assembly


**RLG**  
Rail Gusset located in Top inside



**PSF**  
Panel Steel Flat



# Open Top




# Open Top



**TIR**  
Tir Cord Ring

**TNS**  
TIR Notch Sealing Point




**TIC**  
Tir Cord

**TNG**  
Tarpaulin Grommet

**TIR**  
Tir Cord Ring

# Open Top



HHL\_DH3N  
Header Hinge Outer Lug

HPC  
Header Pin Chain

HGB\_DH3N  
Hinge Blade

HGP\_DH3N  
Hinge Pin

GTA  
Gasket Assembly


RLA  
Rail Assembly



# Hard Top



ARD  
Anti Rack Device

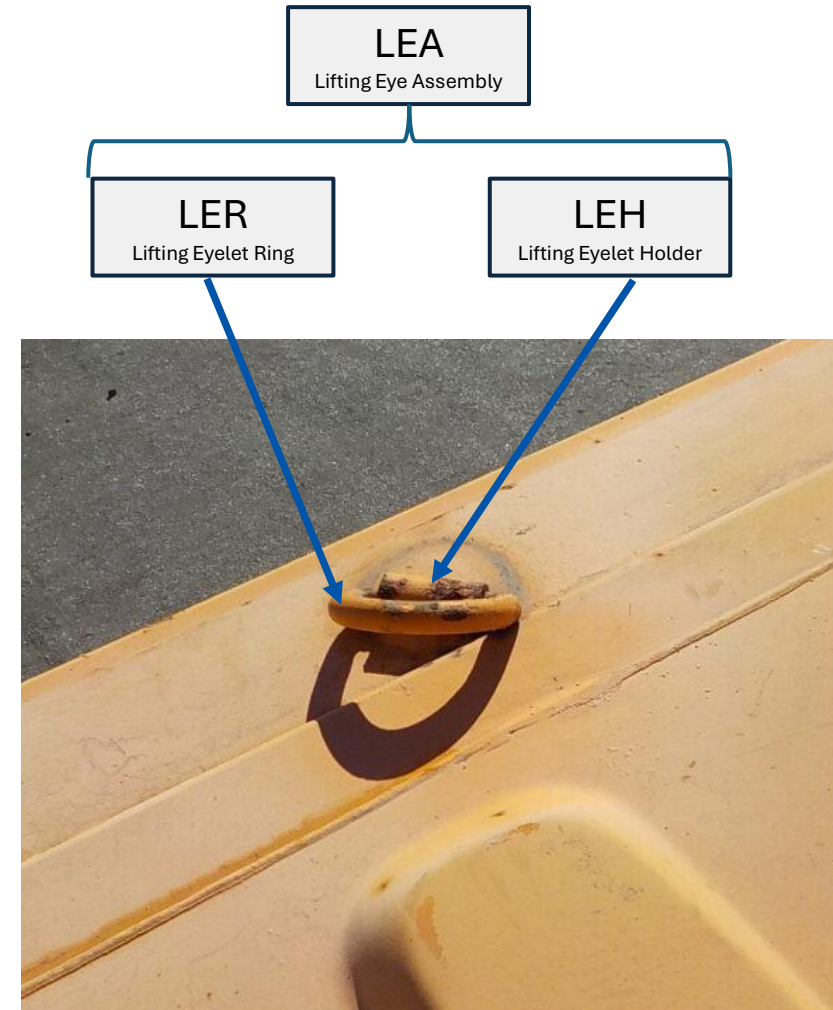
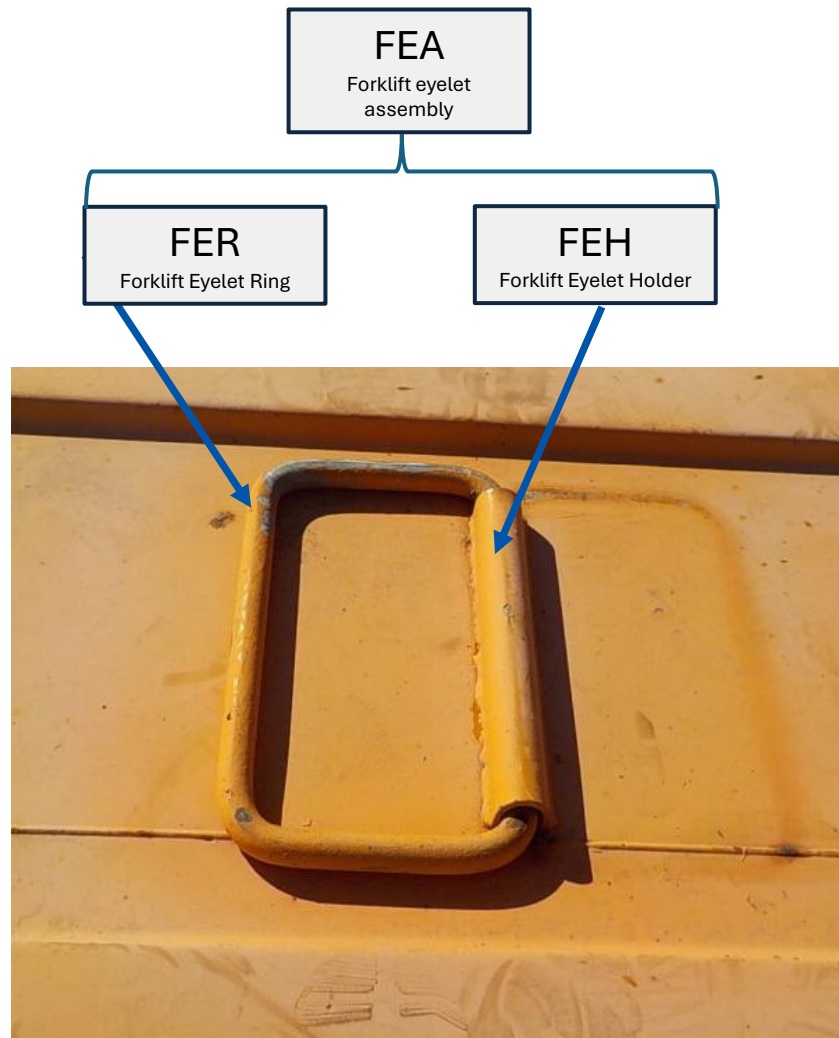


DPL  
Door Stop/Slam Plate


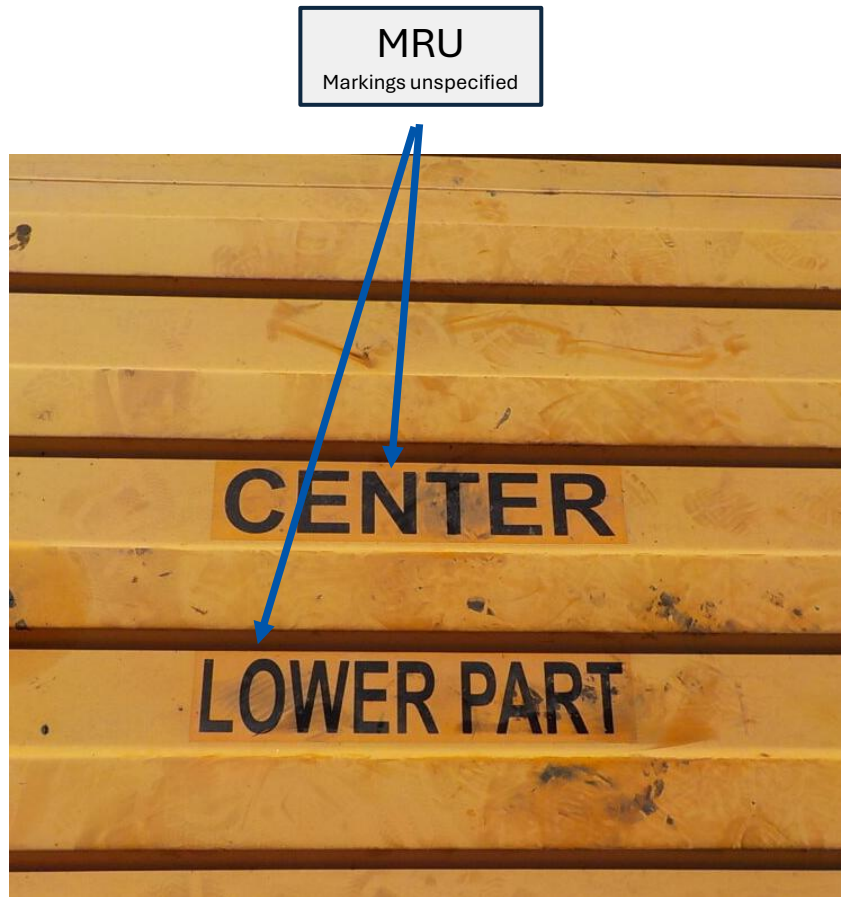


ARW  
Anti Rack Washer

# Hard Top



## Hard Top



# Hard Top




**LBC\_LH & RH**  
Locking Bar Cam

**RCK\_LH & RH**  
Cam Keeper



**RGR**  
Roof Guiding Ramp

**RRE**  
Roof Rail External




**RRE**  
Roof Rail External

**RRI**  
Roof Rail Internal

**LBC\_LH & RH**  
Locking Bar Cam

**RCK\_LH & RH**  
Cam Keeper

# Hard Top




# Hard Top

**FRR**  
Floor roof recess

**PDP**  
Panel Doubler Plate


**FRU**  
Floor Roof Undercut



# Hard Top




**RSH**  
Roof Bow Side Hook



**SRB**  
Securing Roof Bracket

**SHB**  
Securing Hook Bracket



**RBO**  
Roof Bow

**RBH**  
Roof Bow Holder

**RBC**  
Roof Bow Chain

**RCE**  
Roof Bow Chain Eyelet

# Hard Top



**HRB**  
Handle Retainer Block

**RHH**  
Roof Handle Retainer Hook


**LBR**  
Locking Bar Rod

**LAL**  
Locking Bar Adjustment Lock

**LBC**  
Locking Bar Cam

**LBL**  
Locking Bar Lug

**HHB**  
Handle Hinge Barrel



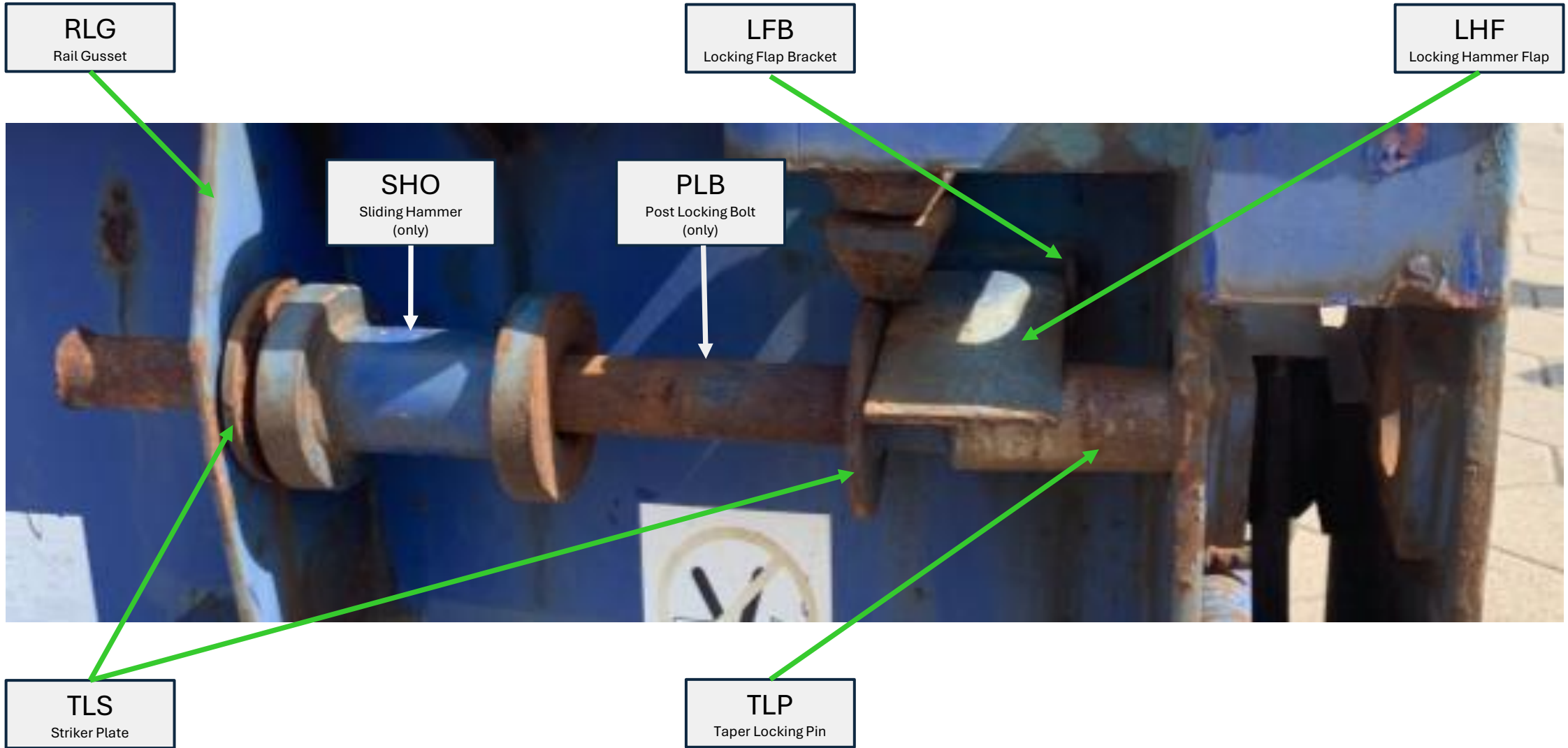
**RHG**  
Roof Handle Retainer Guide

**DHR**  
Door Handle Retainer / Roof Handle Retainer


**LBH**  
Locking Bar Handle

**RHC**  
Roof Handle Retainer Catch

# Flatrack Domino Design PLA



# Flatrack Square Lock Design



# Flatrack Twistlock

**SCK**  
Stacking Cone  
Bracket



**TWL**  
Twistlock

**TCB**  
Twistlock Cone  
Bar

**TWH**  
Twistlock Storage  
Pocket

**TWA = TWL + TCB**  
Post Locking Bolt Assembly

# Flatrack Endwall Heel Wedge



EHW  
Endwall Heel Wedge

EHW  
Endwall Heel Wedge




# Flatrack

Standing Position

CPA  
Corner post  
Assembly

CPG  
Corner post  
Gusset



BPP

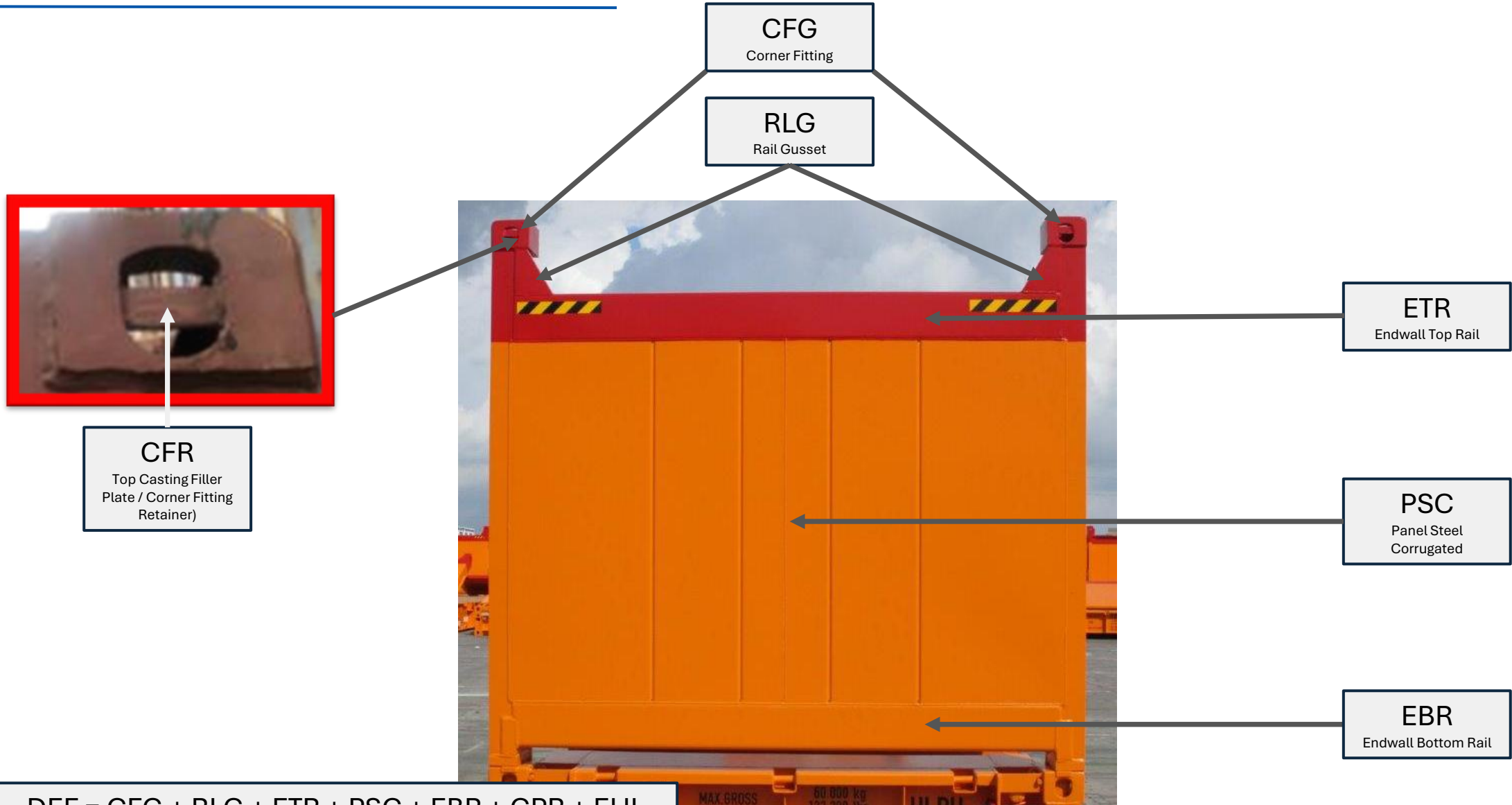
Bracer  
Locking Pin  
Plate



BPN

Bracer  
Locking Pin

# Flatrack Endwall Outside



$$DEF = CFG + RLG + ETR + PSC + EBR + CPR + EHI$$

# Flatrack Endwall Inside



# Flatrack Cornerpost




**CPG**  
Corner Post Gusset

**CPA**  
Corner Post Assembly


**CPG**  
Corner Post Gusset




**CPR**  
Corner Post Reinforcement




# Flatrack Outer –and Innerhinge



# Flatrack Outer Hinge and Casting



# Flatrack Endwall Heel Assembly



# Flatrack Hinge

**EHB**  
Endwall Heel Boss

**EBB**  
Endwall Heel Boss  
Big




**EHB**  
Endwall Heel Boss

**EHL**  
Endwall Heel Boss  
Lubrication Cup

# Flatrack Stanchion Socket and Lashing

**LRA = LSP + LSH + LSR**  
Lashing ring assembly



**LSR**  
Lashing Ring

**LSH**  
Lashing Ring Holder


**LSP**  
Lashing Ring Plate



**SLS**  
Stanchion Lashing System


**LSB**  
Lashing Bar

**LSB**  
Lashing Bar



**STP**  
Stanchion Pocket

# Flatrack ELA Designs



**ELK**  
Endwall Latch  
Bracket

**ELS**  
Endwall Latch  
Spring

**ELP**  
Endwall Latch Pin

**ELH**  
Endwall Latch  
Handle

**ELK**  
Endwall Latch  
Bracket

**ELA = ELH + ELP + ELS + ELK**  
Endwall Latch Assembly

Special Design



**ELK**  
Endwall Latch  
Bracket

**HWR**  
Hardware

**ELA**  
Endwall Latch  
Assembly

# Flatrack Spring Designs

Slider Design



Coil Spring




Hydraulic



Leaf Spring



# Flatrack Leaf Spring



# Flatrack Coil Spring



# Flatrack Slider Spring

SLA – Slider Assembly (SLO + FRE + HWR)

SLO  
Slider only



HWR  
Hardware


FRT  
Spring Tube

FSC  
Flat Rack Spring -  
Coil

FRE  
Spring Ejector

HWR  
Hardware


# Flatrack Hydraulic Spring



# Flatrack Bottom




# Flatrack Understructure




UHB  
Underfloor  
Horizontal bracing

TUB  
Tunnel Bolster

# Flatrack Understructure



# Flatrack



**RUF**  
Rail upper Flange

**RIW**  
Rail inner web

**RLF**  
Rail Lower Flange

**RLA**  
Rail assembly

# Flatrack

MRU  
Markings  
unspecified



# Reefer Box

POC  
Panel Outer Cladding


PIC  
Panel Inner Cladding

HGB  
Hinge Blade

HWH  
Hardware Huck Bolt  
(TIR)



# Reefer Box



# Reefer Box

**PBT**  
Batten in insulated  
Panel



**DDP**  
Door doubler Plate

## Door inside

# Reefer Box



TCI  
Interior Coving

PEP  
Panel Edge Profil

GIN  
Gasket Inner



# Reefer Box




RLC  
Curved Curtain Rail

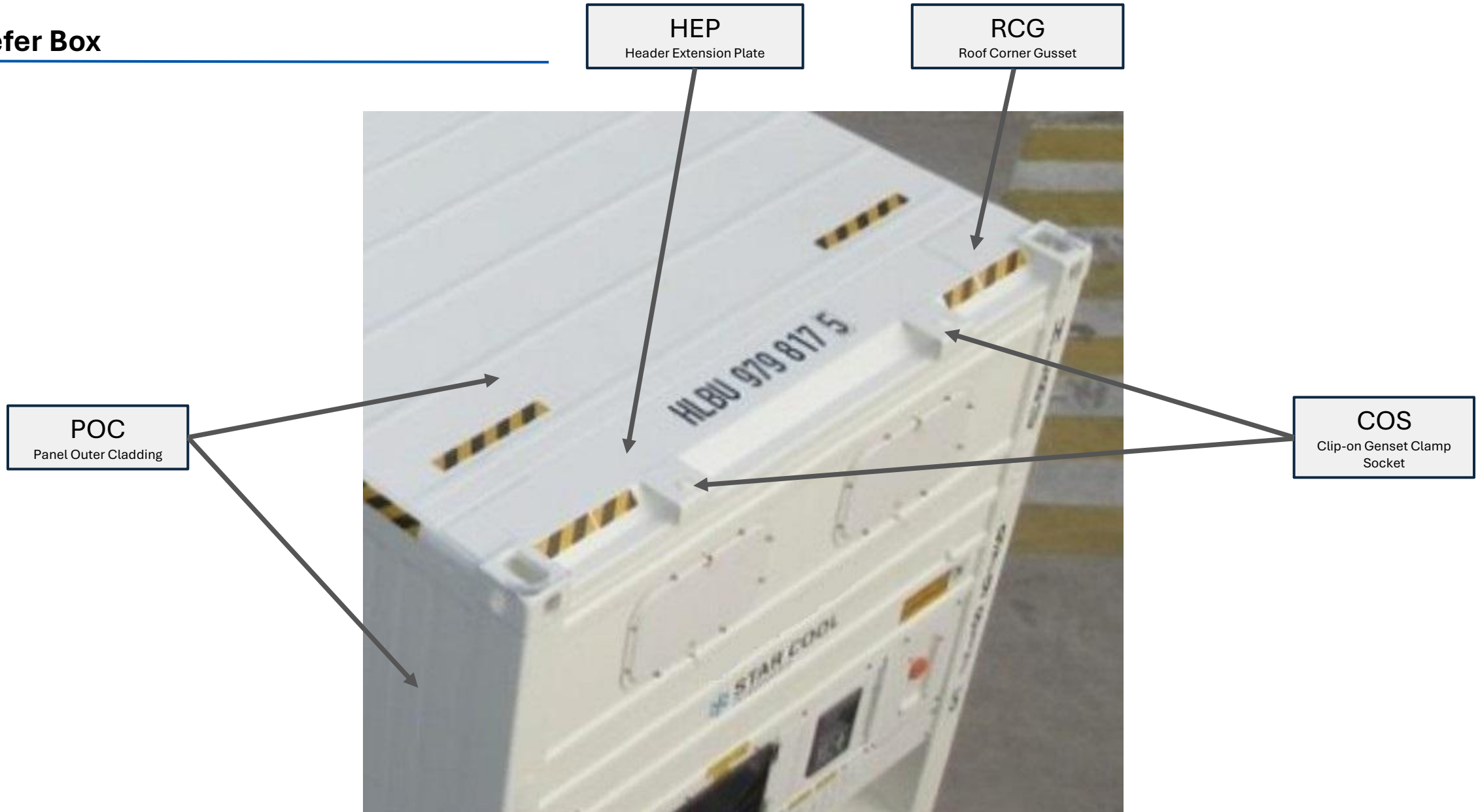


RRM  
Recess Controlled  
Atmosphere curtain  
Equipment

# Reefer Box



# Reefer Box



# Reefer Box



**TFI**  
T-Floor Strip

**TFB**  
T-Floor Angle Bar

**TFA**  
T-Floor Assembly

**TFC**  
T-Floor Casting

**TFP**  
T-Floor Plank


# Reefer Box



**DKA**  
Automatic Drain




**DRP**  
Drain Plug



**DKK**  
Kazoo



**TFD**  
T-Floor Drain



**TFD**  
T-Floor Drain



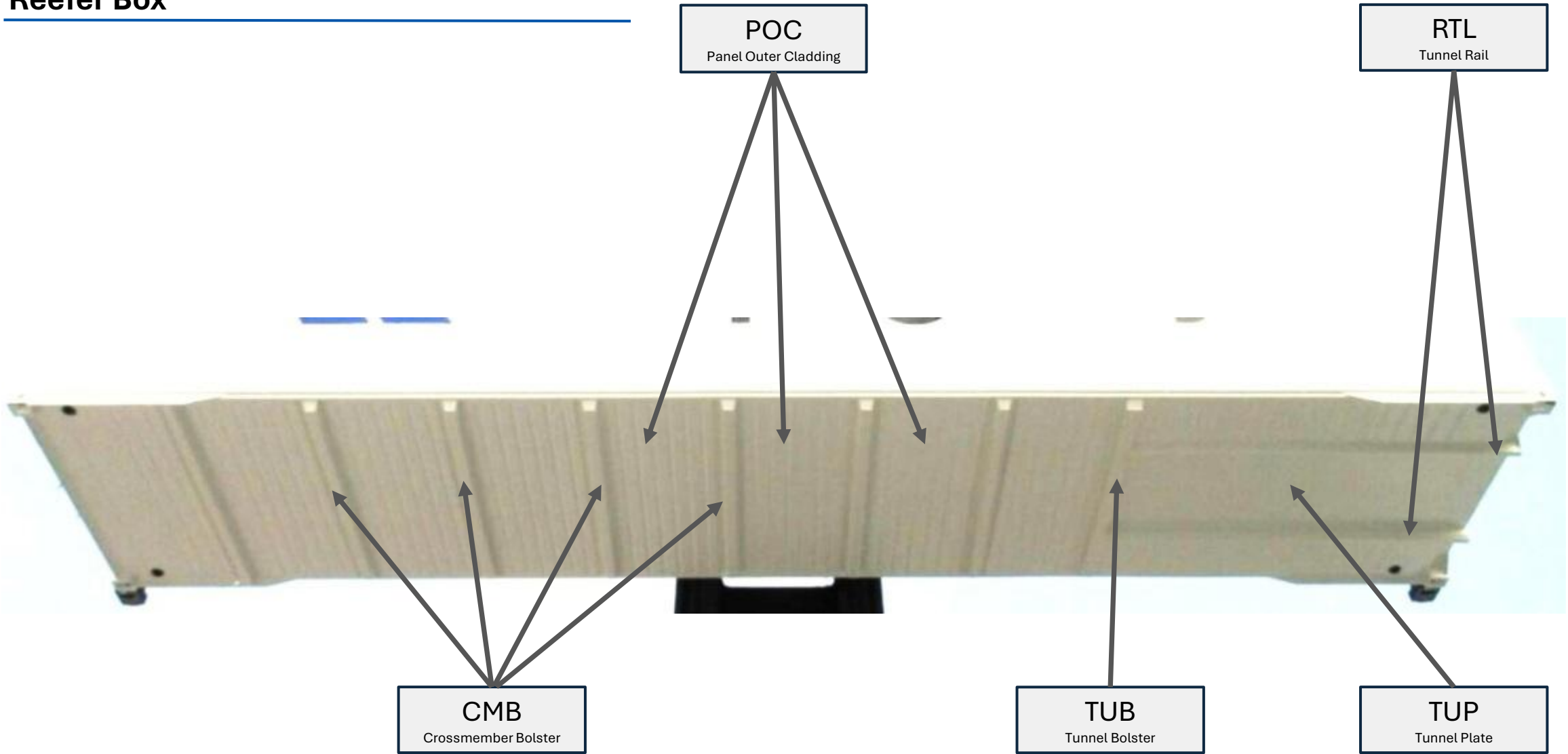
**DKA**  
Automatic Drain



FTP  
Floor Threshold Plate

## Underside View (BR1N)

# Reefer Box



# Reefer Box



# Reefer Box



# Reefer Box

PIC  
Panel Inner Cladding

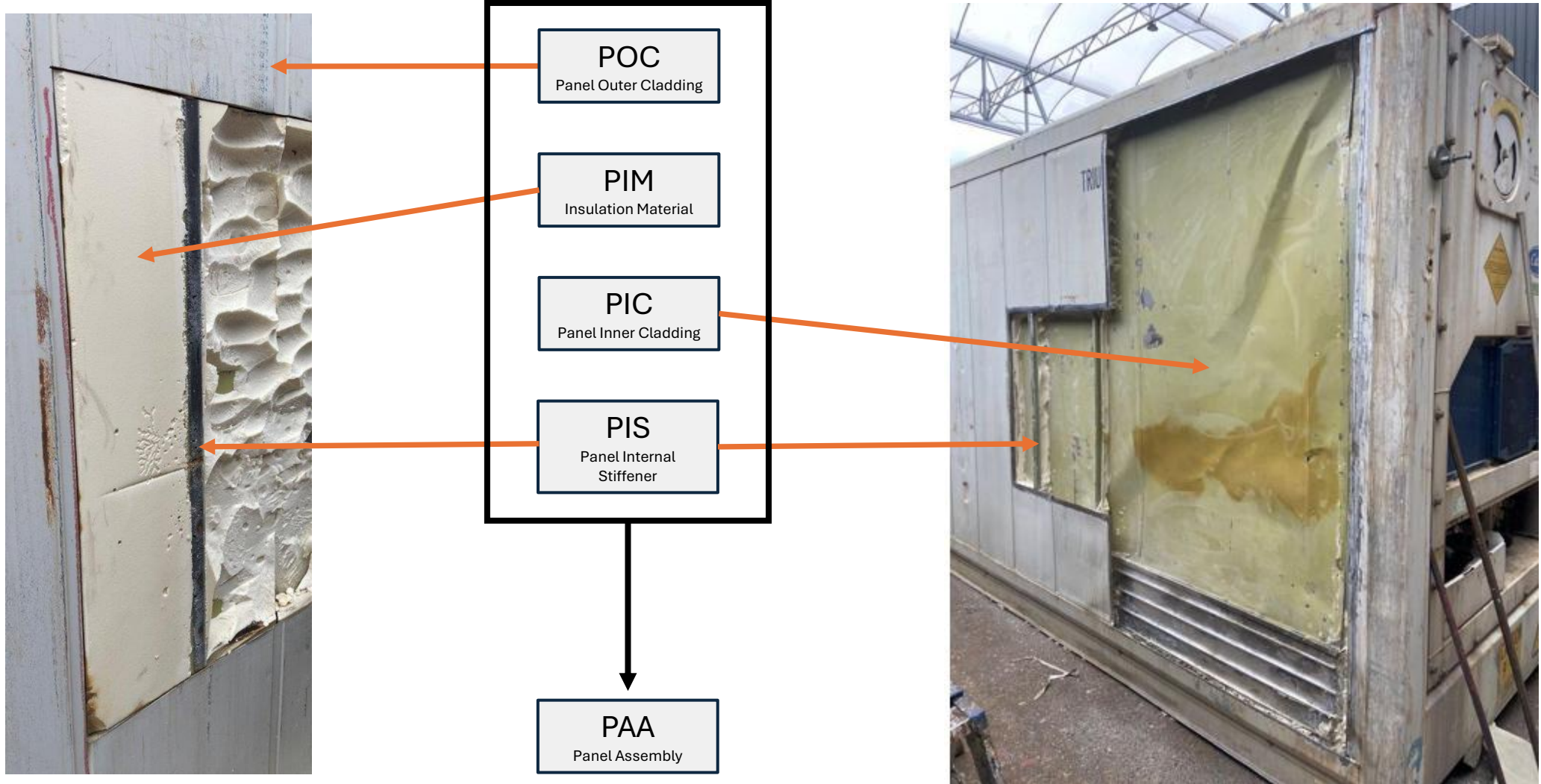
PSL  
Scuff Plate

LSB  
Lashing Bar



TFG  
T-Floor Gutter

# Reefer Box



# Reefer Box

**PIC**  
Panel Inner Cladding

**PIM**  
Insulation Material

**PSL**  
Scuff Plate

**PIS**  
Panel Internal  
Stiffener

**POC**  
Outer Panel



# Reefer Box


SIF  
Service Inspection Flap

UDS  
Upper Draft Stop

FTS  
Flap Tension Spring

FSH  
Flap Spring Holder


HWR  
Hardware



INP  
Inner Panel

TFF  
T-Floor Plate

# Reefer Box



**THH**  
T-Floor Baffle Plate  
Hinge Holder

**TFH**  
T-Floor Baffle Plate  
Hinge

**TFF**  
T-Floor Plate




# Reefer Box



**HSP**  
Hinge Support Plate

**THH**  
T-Floor Baffle Plate Hinge Holder

# Reefer Box



# Reefer Box

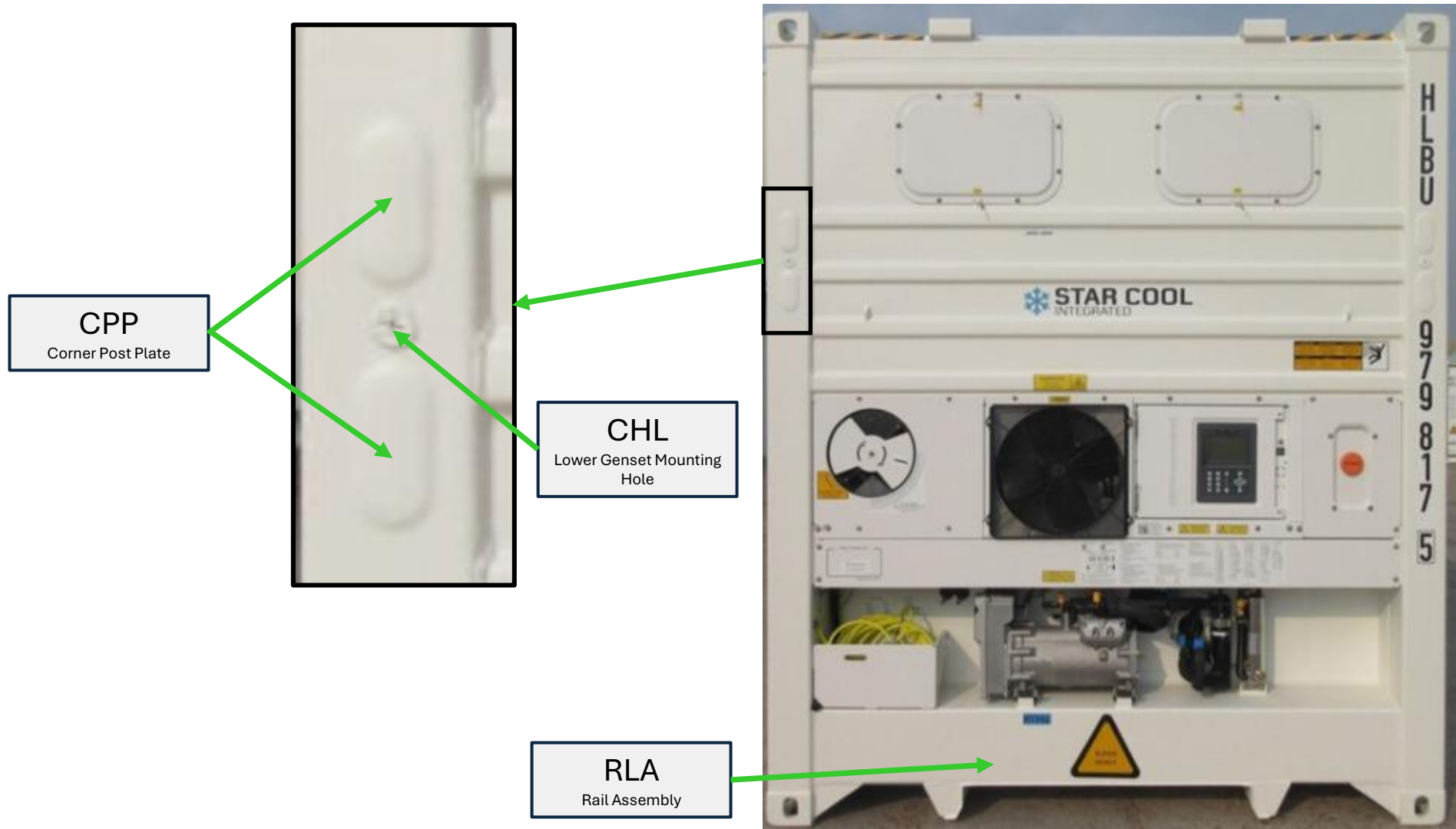


GLI  
Evaporater Grill

HWR  
Hardware

INP  
Inner Panel

# Reefer Box



# Reefer Box




HWR  
Hardware

FAS  
Frame Assembly

SFS  
Screw Socket



# Reefer Machinery




VGH  
Evaporator Access  
Panel Gasket

VAP  
Evaporator Access  
Panel

CGD  
Guard, condenser  
coil

QPS  
Cable Guard




## Reefer Machinery



**GAS**  
Frame gaskets

# Reefer Machinery - Evaporator Access Panel



**MRK**  
Marking/Decals


**AED**  
Fresh Air Gasket

**ARC**  
FAV Cover



**VAP**  
Evaporator Access Panel

**HWR**  
Screws,Nuts and Bolts

**AES**  
Air exchange sensor



# Reefer Machinery - Fresh Air




**AEI**  
Air Exchange Insect  
mesh


**AES**  
Air Exchange Sensor

**AEM**  
Air Exchange Motor

**AEC**  
Air Exchange Channel



# Reefer Machinery - Control Box outside



## Reefer Machinery - Control Box outside



**BCG**  
Controller Box Door  
Gasket

**COV**  
Cover/Mount  
miscellaneous

**STU**  
Satellite Tracking Unit


**EDS**  
Electrical Diagram /  
Shield

**MHD**  
Document holder




**SMN**  
On/Off Switch

# Reefer Machinery - Controll Box inside




# Reefer Machinery - Controll Box inside




# Reefer Machinery - Controll Box inside




**ERB**  
Batterie




**FUS**  
Fuse



**FHD**  
Fuse holder



# Reefer Machinery - Control Box inside



CVC  
Auxiliary contact

CVI  
Interlock

SMN  
On/Off Switch

FUS  
Fuse

FHD  
Fuse holder





# Reefer Machinery - Controll Box

**REL**  
Relay, mother board





**BMN**  
Mother electronic board



**ERS**  
Data Retrieval Socket


**ERC**  
Data Retrieval Socket Cap

## Reefer Machinery - Connections




CON  
Cable connector

# Reefer Machinery - Sensor



SSA  
Supply Air Sensor

SRA  
Return Air Sensor



# Reefer Machinery - Control Box inside




**BES**  
Electrical Component  
Shield

**BPR**  
Phase reversal  
electronic board



# Reefer Machinery - Condensor Pannels




## Reefer Machinery - Condensor Section




CAK  
Fan motor capacitor



# Reefer Machinery - Condensor Section



# Reefer Machinery - Condensor Section



**FUP**  
Safety valve-fusible plug

**CWA**  
Water-cooled condenser

**BMM**  
Bracket / mount miscellaneous

**DRD**  
Drier Fixings

**VWI**  
Water inlet valve


**VWO**  
Water outlet valve

**VES**  
Expansion Valve Coil

**DRF**  
Drier filter

**CSK**  
Coil Assembly - Condenser

**CCB**  
Condenser coil mounting bracket



## Reefer Machinery - Condensor Section

**CMM**  
Condenser fan motor  
mount



**CCB**  
Condenser coil  
mounting bracket



# Reefer Machinery - Condenser



**SKC**  
Condenser coil sensor



**KMC**  
Condenser Fan Motor  
Terminal Box Cover



**BNG**  
Bearing



# Reefer Machinery - Compressor

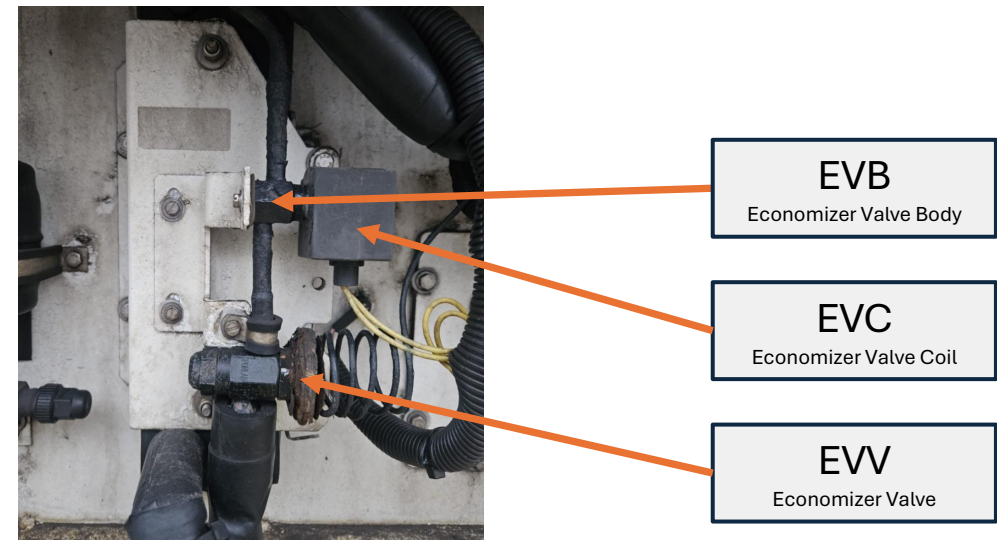




**SAM**  
Ambient sensor


**DRD**  
Drier Fixings




# Reefer Machinery - Compressor



# Reefer Machinery - Compressor



# Reefer Machinery - Compressor



**QFC**  
Compressor  
frequency converte

**ECQ**  
Cable Gland

**HPT**  
High-pressure  
Transducer

**SGO**  
Oil Sight Glas

**PVA**  
Valve plate

**LPT**  
Low-pressure  
Transducer

**CYH**  
Cylinder head

**CYG**  
Cylinder head cover  
gasket

# Reefer Machinery - Compressor



TBA  
Terminal Block

OCH  
Oil charge



# Reefer Machinery - Compressor

**VMC**  
Modulating Valve Coil

**VMA**  
Modulating valve

**VMB**  
Modulating valve body



**CHP**  
High-pressure cut-out switch

**QPG**  
Compressor Guard


# Reefer Machinery - Compressor



SDI  
Compressor  
discharge sensor



# Reefer Machinery - Compressor



**CLP**  
Low-pressure cut-out switch

**VSG**  
Suction Service Valve Gauge Connection

# Reefer Machinery - Compressor



**PRG**  
Pressure regulator




**TMC**  
Compressor Terminal  
Box - Cover

**TMG**  
Compressor Terminal  
Box - Gland

**QBS**  
Compressor base

# Reefer Machinery - Compressor


VMG  
Service valve gasket




VDG  
Discharge Service  
Valve Gauge  
Connection

SGS  
Oil sump gasket

PPO  
Oil pump




# Reefer Machinery - Evaporator Section



## Reefer Machinery - Evaporator Section



# Reefer Machinery - Evaporator Section



**VFV**  
Evaporator Venturi

**MVS**  
Evaporator Fan Motor


**HUS**  
Humidity Sensor

**CSV**  
Evaporator Coil




**EVS**  
Evaporator Temp Sensor

**HVC**  
Evaporator coil Heater


**HHS**  
Heater Holding Back Strip



# Reefer Machinery - USDA



**SCS**  
Sensor socket USDA cargo



**SRE**  
Sensor probe USDA

**SCA**  
Sensor, cargo




# Reefer Machinery - Evaporator Section

**HUS**  
Humidity Sensor



**SDT**  
Defrost Termination  
Switch



**VES**  
Expansion Valve Coil

**VEB**  
Expansion Valve Body

**BMM**  
Bracket / mount  
miscellaneous

**VEX**  
Expansion Valve

## Reefer Machinery – Evaporator

SLI  
Liquid Line Sensor



# Reefer Machinery - Evaporator



**ETS**  
Ethylene scrubber

**EMC**  
Evaporator Fan Motor  
Terminal Box Cover



# Reefer Machinery - Cable



**CCL**  
Cable Clamp



**QPS**  
Cable Guard




**ECB**  
Power Cable

**DRN**  
Drain tube


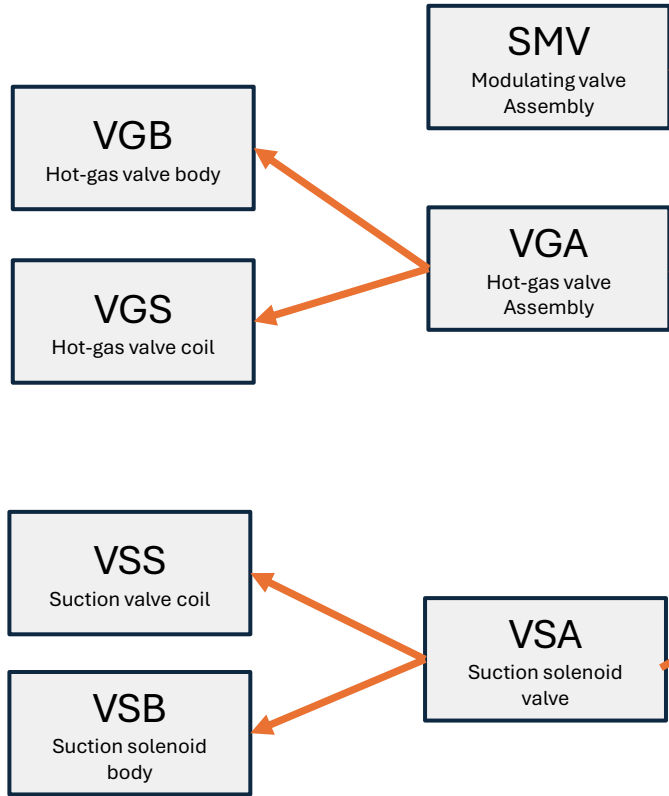


**EPL**  
Power Plug

# Reefer Machinery - Receiver Section



# Reefer Machinery - Receiver Section



# Reefer Machinery - Receiver Section



**SGL**  
Sight glass in Piping



**VLL**  
Liquid line valve body

**VLT**  
Liquid Line Valve Coil

**VLS**  
Liquid line valve

# Reefer Machinery - Receiver Section



**STR**  
Strainer

**VCK**  
Check valve -  
discharge

**VSV**  
Schrader Valve / Core




# Reefer Machinery - CA - Controlled Atmosphere


**CDS**  
Sensor, carbon dioxide (CO2)

**VAH**  
Vacuum Hose / connectors

**AFP**  
Air filter




**ONB**  
Oxygen/nitrogen valve Body



**ONV**  
Valve coil


**VCM**  
Pressure Transducer

# Reefer Machinery - CA - Controlled Atmosphere




# Reefer Machinery - CA - Controlled Atmosphere

COO  
CO2 SAMPLING  
PLUG



ONS  
Oxygen/nitrogen  
separator

## Reefer Machinery - CA - Controlled Atmosphere



# Reefer Machinery - CA - Controlled Atmosphere



RCM  
Door Curtain  
Assembly

# Reefer Machinery - Panel




HAP  
Heater access panel

GHA  
Grab Handle



## Reefer Machinery - Frame



# Reefer Machinery – Frame



TXD  
Expansion Valve  
Panel

KWC  
Condenser / Rec  
Strap